



**FEATURES**

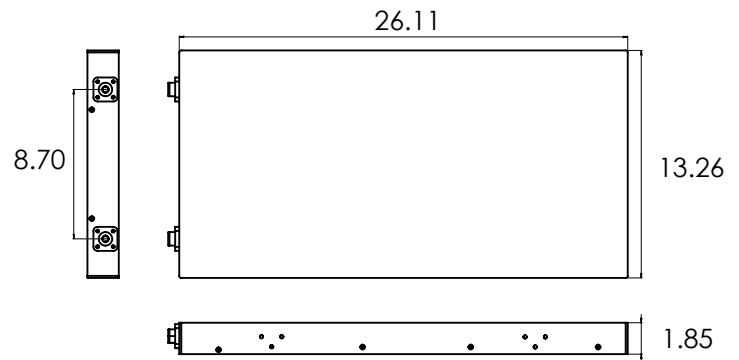
- **Grade A LiFePO4 Battery Cells:** UL1642 & IEC62619 Certified.
- **Longer Life Cycles:** Offers up to 20x longer cycle life and 5x longer float life than lead acid batteries, helping to minimize replacement cost and reduce total cost of ownership.
- **Light Weight:** LiFePO4 Batteries are about 40% of the weight of a comparable lead acid battery.
- **Higher Power:** Delivers twice power of lead acid, with high discharge rate, while maintaining high energy capacity.
- **Wider Temperature Range:** -4°F~140°F (-20°C~60°C)
- **Superior Stability:** Lithium Iron Phosphate is averse to combustion due to damage, overcharging or short circuits.
- **Flexibility:** Modular design enables deployment of up to four batteries in parallel and/or four batteries in series.

**APPLICATIONS**

- Overlanding
- Off-Grid
- Marine
- Recreation Vehicles (RVs)
- Electric Vehicles (EVs)
- Energy Storage Systems (ESS)
- Van Life

**SPECIFICATIONS**

**DIMENSIONS**



Electrical Characteristics	Nominal Voltage	12.8vDC
	Nominal Capacity	105Ah
	Energy	1,344Wh
	Internal Resistance	≤20 mΩ
	Cycle Life	>3000 cycles @1C 100%DOD
	Self Power Consumption	0.39mA (390µA)
	Efficiency of Charge	100% @0.5C
	Efficiency of Discharge	96~99% @1C
Standard Charge	Charge Voltage	14.20vDC~14.60vDC
	Float Voltage	12.80vDC~13.50vDC
	Recommended Charge	≤50A
	Max Fast Charge	100A
	Charger Cut-off Voltage	15.0V±0.1V
Standard Discharge	Continuous Current	150A
	Max Pulse Current	300A(<3s)
	Discharge Cut-off Voltage	10V
Environmental	Charge Temperature	32°F~113°F (0°C~45°C) @60±25% Relative Humidity
	Discharge Temperature	-4°F~140°F (-20°C~60°C) @60±25% Relative Humidity
	Storage Temperature	32°F~104°F (0°C~40°C) @60±25% Relative Humidity
	Water & Dust Resistance	IP65
Mechanical	Cell & Method	Prismatic 105AH 4S1P
	Housing Material	1/16" Steel
	Dimensions (mm./in.)	26.11"×13.26"×1.85" (663 x 337 x 47mm)
	Weight (kg./lbs.)	33.40lbs (15.15kgs)
	Terminal	Tinned Copper Female M8-1.25 Posts (+/-)
	Max Series / Parallel	4 in Parallel and/or 4 in Series
	Bluetooth Function	YES




C-RATE REFERENCE TABLE

	C-RATE	TIME
C-RATE / TIME	5C	12 min
	2C	30 min
	1C	1h
	0.5C or C/2	2h
	0.2C or C/5	5h
	0.1C or C/10	10h
	0.05C or C/20	20h

KC ENERGY APP

Monitor Battery:

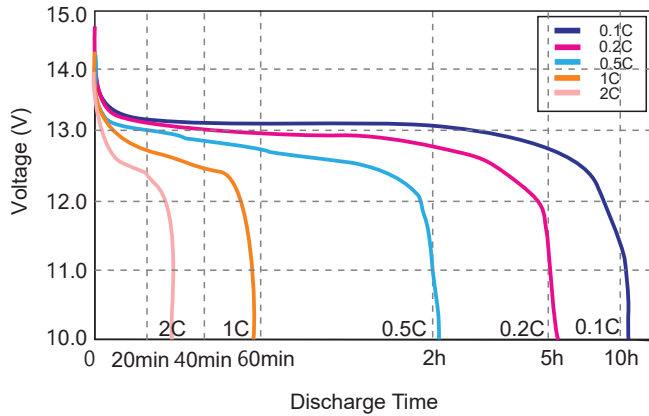
- Battery Voltage
- Cell Voltage
- Amperage (Current)
- Wattage
- State of Charge (SOC)
- Charge/Discharge (State)
- Battery Health
- Cell Temperature
- Life Cycle
- Capacity (Ah/Wh)
- Time to Depletion





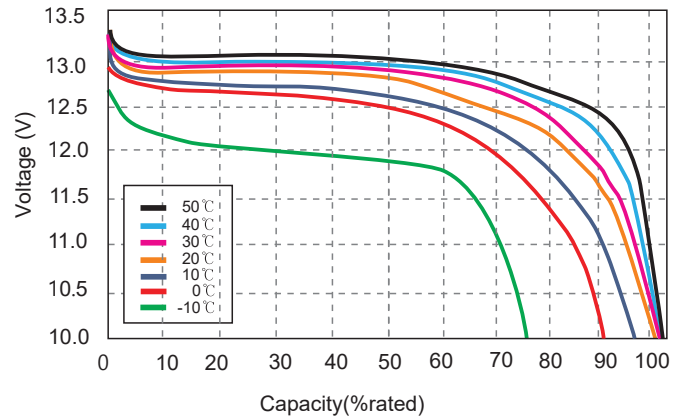
DIFFERENT RATE DISCHARGE CURVE

Different Rate Discharge Curve @25°C



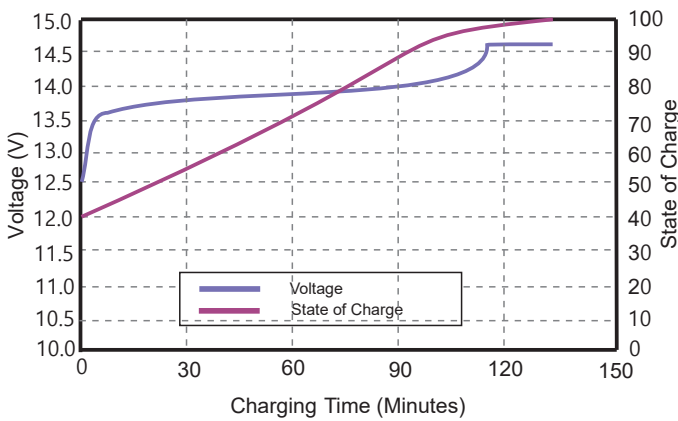
DIFFERENT TEMP. DISCHARGE CURVE

Different Temperature Discharge Curve @0.5C



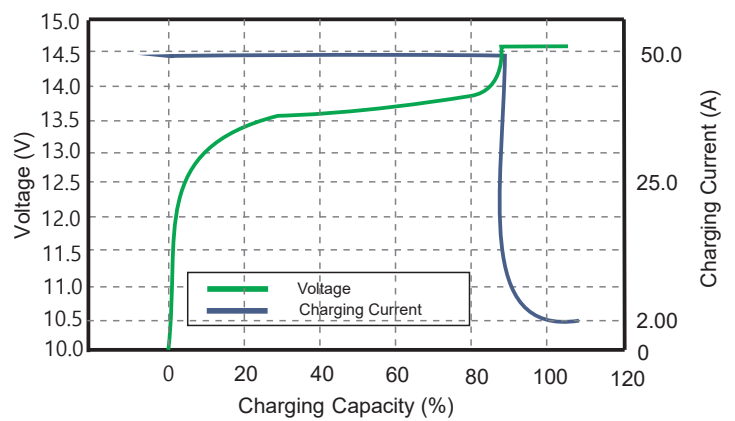
STATE OF CHARGE CURVE

State of Charge Curve @0.5C 25°C



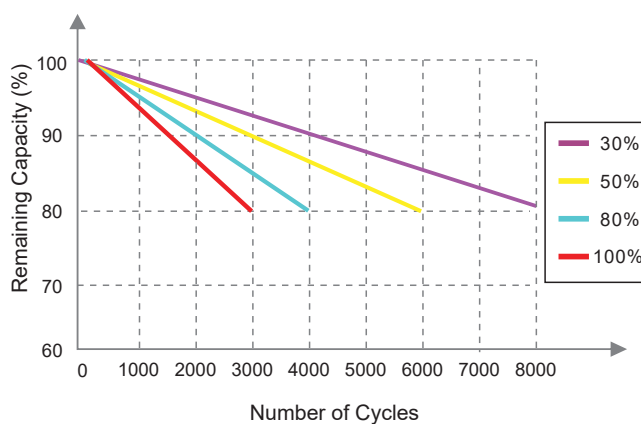
CHARGING CHARACTERISTICS

Charging Characteristics @0.5C 25°C



CYCLE LIFE CURVE

Different DOD Discharge Cycle Life Curve @1C



SELF DISCHARGE CHARACTERISTICS CURVE

Different Temperature Self Discharge Curve

